





LED HIGH BAY | 120W

SPECIFICATIONS

Power	120W
Lumen	19200lm
CCT	3000-6500K
Input Voltage	AC220~240V,50Hz
IP Rating	IP65
Beam Angle	120°
CRI	Ra>80
LED Chips	SMD 2835
Sensor	Daylight & Microwave Motion Sensor
Dimmable	PWM
Cable	1.2 Metres+AU plug
Accessoris	Trinity Installed Chain & Remote
Product Size (mm)	D270X184
VEU	Approved
IPART	Approved



REMOTE CONTROLLER

Factory setting: When turn on the High Bay light, sensor function is closed; if you need to open the sensor, please use our remote controller as below.
 Sensor default setting: daylight (OFF), motion(2 seconds), hold time (2 seconds), standby brightness 0%.

D: Press one time, Daylight Sensor working only.

On: Press one time, work with default setting.

Sc1: Hold on 30 minutes and then dimming down to its 50% luminosity. Daylight Sensor OFF.


Sc2: Hold on 10 minutes and then dimming down to its 20% luminosity. Daylight Sensor OFF.

M: Press one time, Motion Sensor working only.

Record the current environment lux.

Sc3: Hold on 30 seconds and then turn OFF. Daylight Sensor OFF.

FUNCTION DEMO-ON/OFF CONTROL



1 With insufficient daylight,even when motion detected.light remains OFF.



2 With insufficient daylight,even when motion detected.light ON.



3 After the last detection and the present hold time elapsed.light OFF.

SENSOR SPECIFICATION


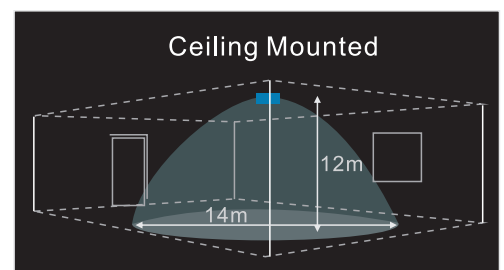
Detection Patterns

Technical data

Operating voltage	12VDC \pm 2v
Stand-by power	< 1W
Operating temperature	-20°C ~ +60°C
Detection area	100%/75%/50%/20%
Hold time	2Sec/30Sec/60Sec/2Min/5Min/15Min/30Min/60Min
Daylight threshold	5Lux/25Lux/50Lux/100Lux/300Lux/600Lux/Disable
Microwave power	< 1mW
Microwave frequency	5.8GHz \pm 75MHz
Mounting height	Max.12m(ceiling mounted)
Detection range	Diameter 14m (ceiling mounted)
Type	Built-in



Note: Sensor setting please refer to remote control



PACKING

N.W.(KG)	G.W.(KG)	CARTON SIZE(mm)	QTN/CTN
7.5	9	540X540X180	4